

Introduction

This application note describes the SPICE transistor models for the bipolar devices that comprise the CA3046, CA3086, and the CA3127 High Frequency NPN Transistor Arrays.

Model Description

While this model was developed for the PSPICE simulator from MicroSim Corporation, it may be adaptable to other simulators. The performance curves included in this document were generated using PSPICE.

SPICE simulations should not be considered a substitute for breadboarding a circuit; rather, they should be used to select preliminary component values and to verify the validity of a design approach. This model emulates typical rather than worst case devices, at an ambient temperature of 25°C.

Model Performance

Several model performance curves have been included to show how accurately the models match the actual device characteristics. The squares shown in the graphs represent data points taken from the data sheet. These data points show that the model correlates closely to the data sheet specifications.

Parameters Not Modeled

Some effects haven't been included in this model. The major exclusions are listed below:

- Temperature Effects
- Breakdown Effects
- f_T vs V_{CE} Variations
- Reverse Operation Characteristics

PSPICE Listing

*

*COPYRIGHT © 1997 INTERSIL CORPORATION

*ALL RIGHTS RESERVED

*

*CA3046 PSpice MODEL

*REV: 2-24-97

** ----- BJT MODEL -----

*

.model CA3046 NPN

+	(IS = 10.0E - 15	XTI= 3.000E + 00	EG = 1.110E + 00	VAF= 1.00E + 02
+	VAR = 1.000E + 02	BF = 145.7E + 00	ISE = 114.286E - 15	NE = 1.480E + 00
+	IKF = 46.700E - 03	XTB = 0.000E + 00	BR = .1000E + 00	ISC = 10.005E - 15
+	NC = 2.000E + 00	IKR = 10.00E - 03	RC = 10.000E + 00	CJC = 991.71E - 15
+	MJC = 0.333E - 00	VJC = 0.7500E - 00	FC = 5.000E - 01	CJE = 1.02E - 12
+	MJE = .336E - 00	VJE = 0.750E - 00	TR = 10.000E - 09	TF = 277.01E - 12
+	ITF = 1.750E - 00	XTF = 309.38E + 00	VTF = 16.37E + 00	PTF = 0.000E + 00
+	RE = 0.0E + 00	RB = 0.00E + 00		

*

*COPYRIGHT © 1997 INTERSIL CORPORATION

*ALL RIGHTS RESERVED

*

*CA3086 PSpice MODEL

*REV: 2-24-97

** ----- BJT MODEL -----

*

.model CA3086 NPN

+	(IS = 10.0E - 15	XTI= 3.000E + 00	EG = 1.110E + 00	VAF= 1.00E + 02
+	VAR = 1.000E + 02	BF = 156.6E + 00	ISE = 114.886E - 15	NE = 1.470E + 00
+	IKF = 36.700E - 03	XTB = 0.000E + 00	BR = .1000E + 00	ISC = 10.005E - 15
+	NC = 2.000E + 00	IKR = 10.00E - 03	RC = 10.000E + 00	CJC = 991.79E - 15
+	MJC = 0.333E - 00	VJC = 0.7500E - 00	FC = 5.000E - 01	CJE = 1.02E - 12
+	MJE = .336E - 00	VJE = 0.750E - 00	TR = 10.000E - 09	TF = 278.55E - 12
+	ITF = .770E - 00	XTF = 91.38E + 00	VTF = 18.37E + 00	PTF = 0.000E + 00
+	RE = 0.0E + 00	RB = 0.00E + 00		

*

*COPYRIGHT © 1997 INTERSIL CORPORATION

*ALL RIGHTS RESERVED

*

*CA3127 PSpice MODEL

*REV: 2-13-97

** ----- BJT MODEL -----

*

.model CA3127 NPN

+	(IS = 3.20E - 12	XTI= 3.000E + 00	EG = 1.110E + 00	VAF= 1.00E + 02
+	VAR = 1.000E + 02	BF = 95.2E + 00	ISE = 20.586E - 12	NE = 1.990E + 00
+	IKF = 61.500E - 03	XTB = 0.000E + 00	BR = .1000E + 00	ISC = 10.805E - 9
+	NC = 2.000E + 00	IKR = 10.00E - 03	RC = 10.000E + 00	CJC = 281.1E - 15
+	MJC = 0.138E - 00	VJC = 0.7500E - 00	FC = 5.000E - 01	CJE = 651.9E - 15
+	MJE = .336E - 00	VJE = 0.750E - 00	TR = 10.000E - 09	TF = 122.61E - 12
+	ITF = 1.600E - 00	XTF = 2.050E + 03	VTF = 307.00E + 00	PTF = 0.000E + 00
+	RE = 0.0E + 00	RB = 0.00E + 00		

CA3046 Model Performance

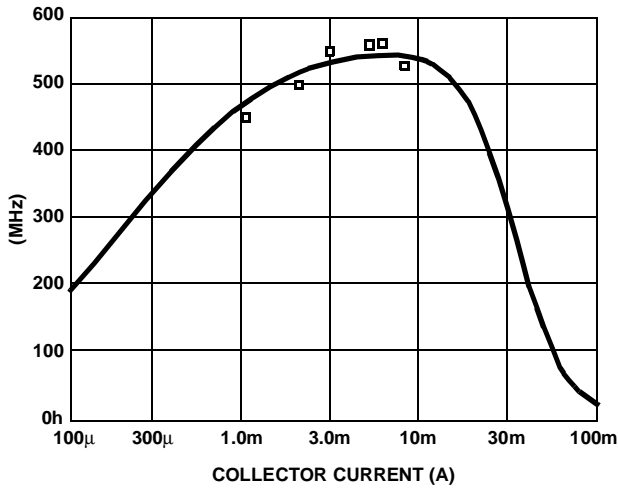


FIGURE 1. CA3046 f_T vs I_C

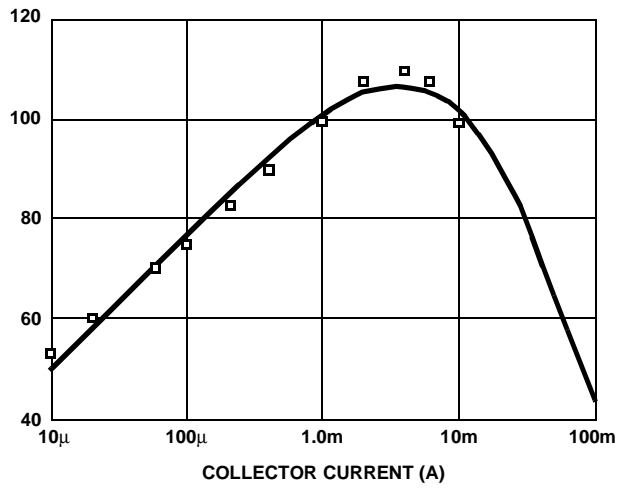


FIGURE 2. CA3046 h_{FE} vs I_C

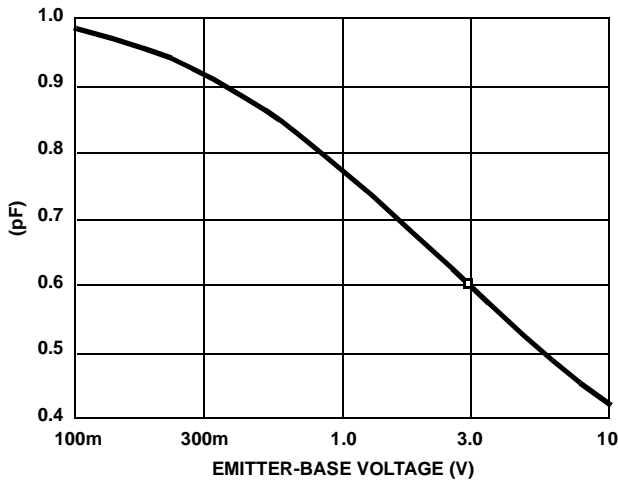


FIGURE 3. CA3046 C_{EB} vs V_{EB}

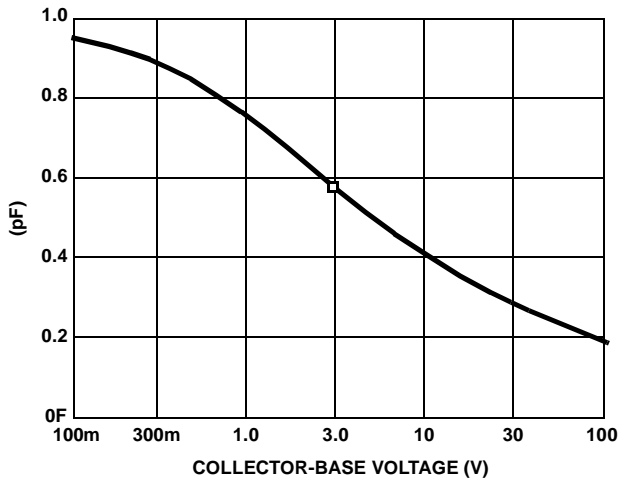


FIGURE 4. CA3046 C_{CB} vs V_{CB}

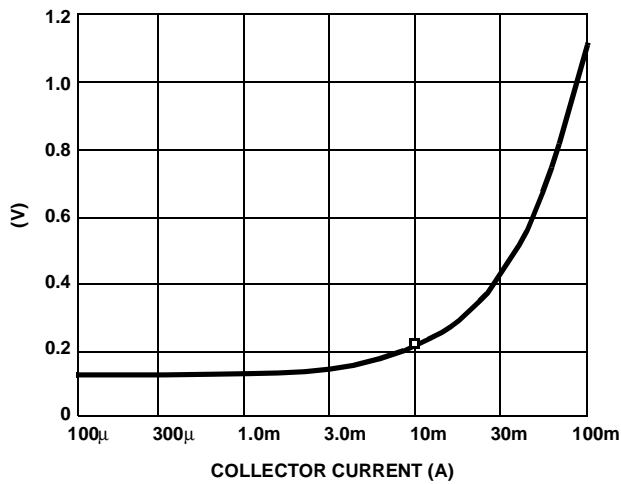


FIGURE 5. CA3046 $V_{CE(SAT)}$ vs I_C

CA3127 Model Performance

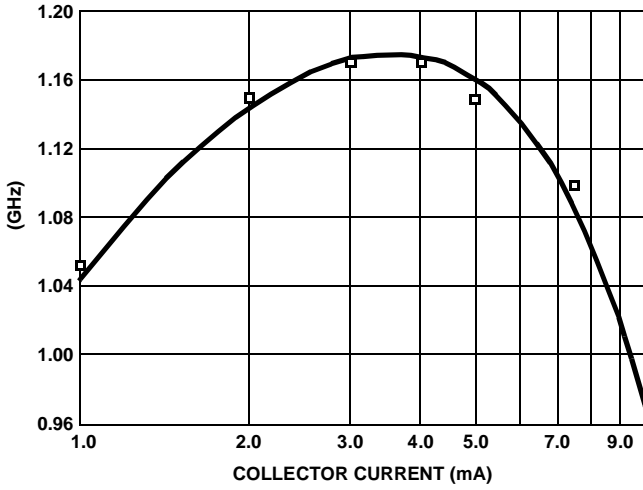


FIGURE 6. CA3127 f_T vs I_C

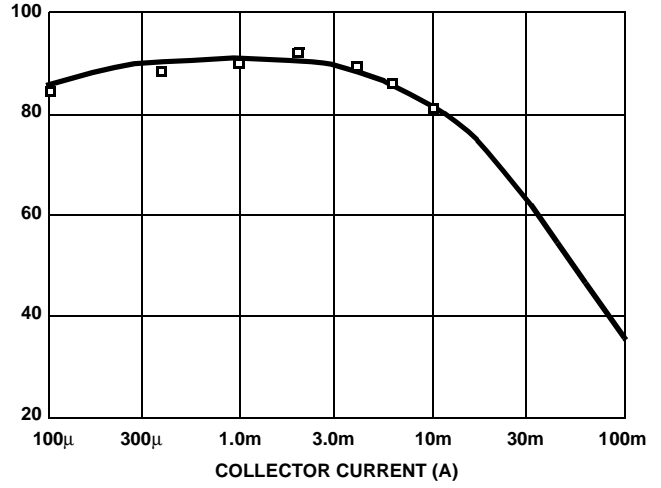


FIGURE 7. CA3127 h_{FE} vs I_C

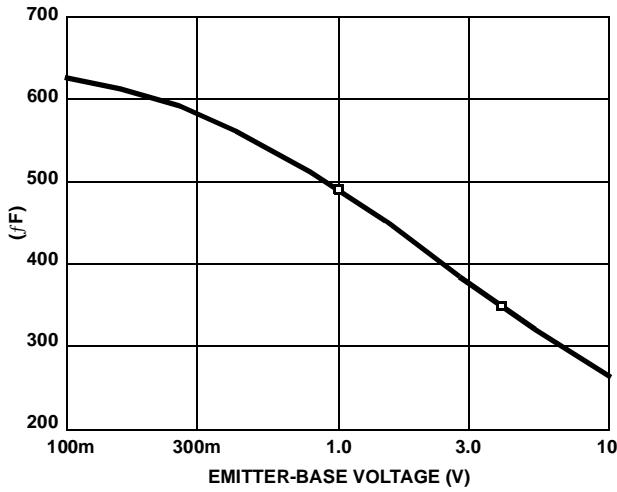


FIGURE 8. CA3127 C_{EB} vs V_{EB}

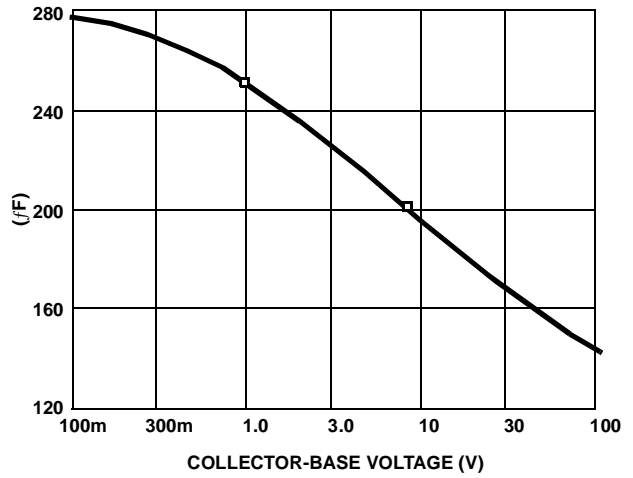


FIGURE 9. CA3127 C_{CB} vs V_{CB}

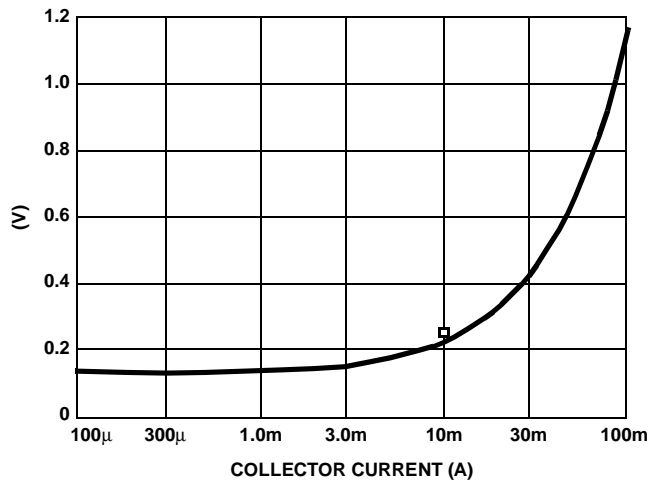


FIGURE 10. CA3127 $V_{CE(SAT)}$ vs I_C

CA3086 Model Performance

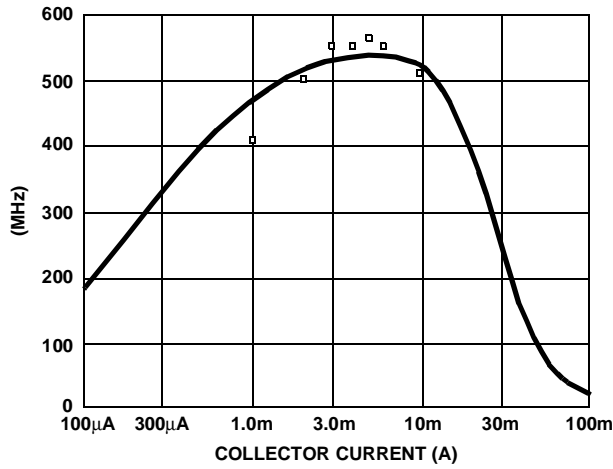


FIGURE 11. CA3086 f_T vs I_C

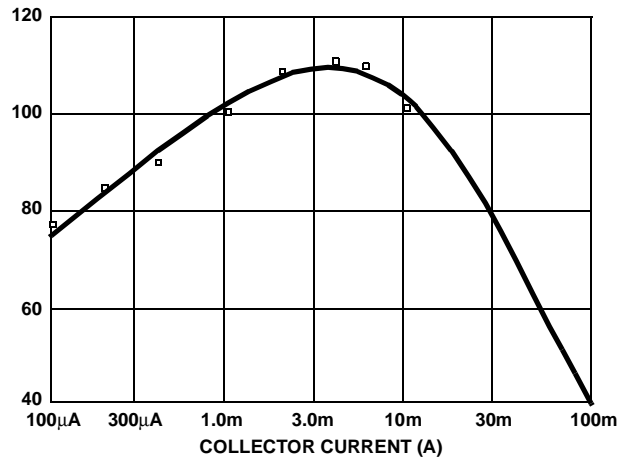


FIGURE 12. CA3086 h_{FE} vs I_C

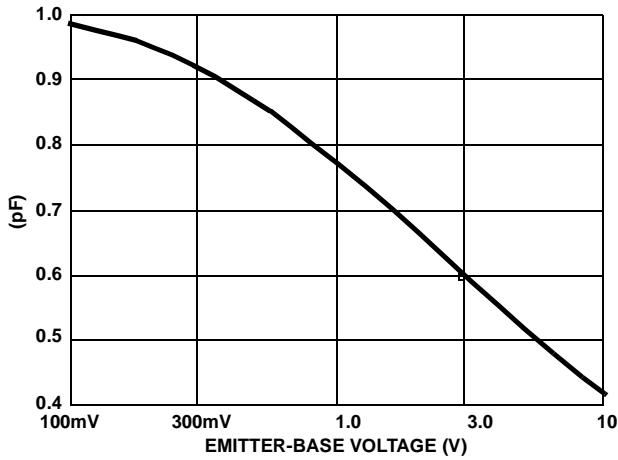


FIGURE 13. CA3086 C_{EB} vs V_{EB}

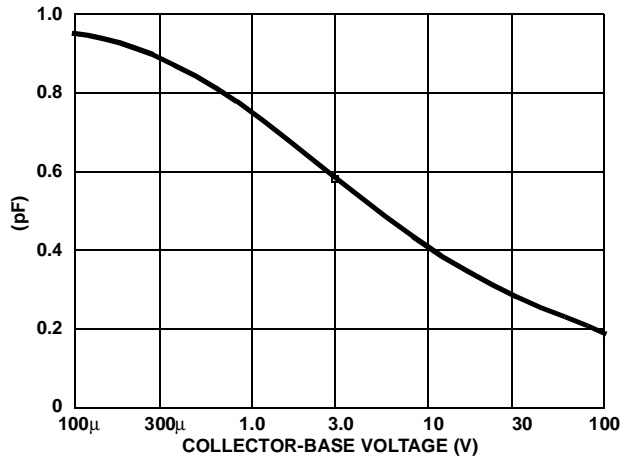


FIGURE 14. CA3086 C_{CB} vs V_{CB}

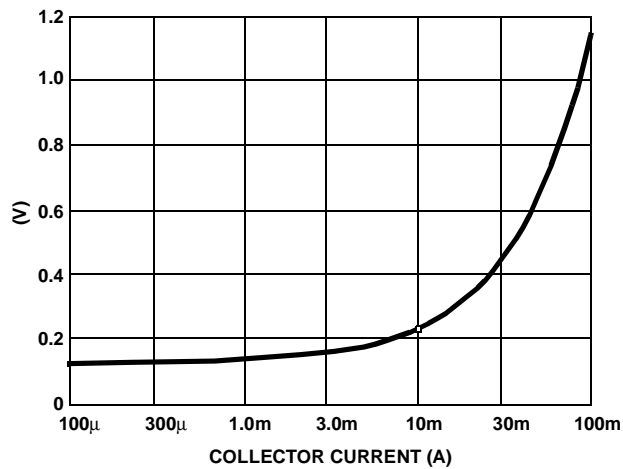


FIGURE 15. CA3086 $V_{CE(SAT)}$ vs I_C

All Intersil products are manufactured, assembled and tested utilizing ISO9000 quality systems.
Intersil Corporation's quality certifications can be viewed at www.intersil.com/design/quality

Intersil products are sold by description only. Intersil Corporation reserves the right to make changes in circuit design and/or specifications at any time without notice. Accordingly, the reader is cautioned to verify that data sheets are current before placing orders. Information furnished by Intersil is believed to be accurate and reliable. However, no responsibility is assumed by Intersil or its subsidiaries for its use; nor for any infringements of patents or other rights of third parties which may result from its use. No license is granted by implication or otherwise under any patent or patent rights of Intersil or its subsidiaries.

For information regarding Intersil Corporation and its products, see www.intersil.com

Sales Office Headquarters

NORTH AMERICA

Intersil Corporation
7585 Irvine Center Drive
Suite 100
Irvine, CA 92618
TEL: (949) 341-7000
FAX: (949) 341-7123

Intersil Corporation
2401 Palm Bay Rd.
Palm Bay, FL 32905
TEL: (321) 724-7000
FAX: (321) 724-7946

EUROPE

Intersil Europe Sarl
Ave. C - F Ramuz 43
CH-1009 Pully
Switzerland
TEL: +41 21 7293637
FAX: +41 21 7293684

ASIA

Intersil Corporation
Unit 1804 18/F Guangdong Water Building
83 Austin Road
TST, Kowloon Hong Kong
TEL: +852 2723 6339
FAX: +852 2730 1433